



## GATE LATCHES

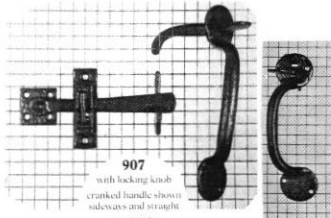


**893**  
with spindle hole  
Latch 8"

Compare with Ring Handle #709



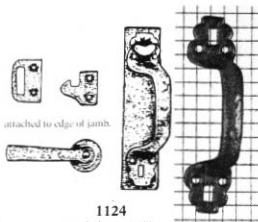
**1076**  
with spindle hole  
Latch 9"




**907**  
with locking knob  
cranked handle shown  
sideways and straight  
Latch 5 1/8"  
Handle 7 1/2"

Lever Length 3-1/4"

When ordering specify handle  
as shown (AS)  
or opposite (OP)

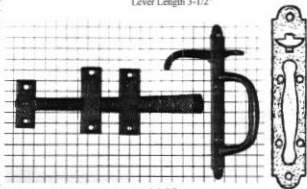


**1124**  
cranked — reversible  
Latch 4"  
Handle Plate 7 1/2" x 2"  
Lever Length 3-1/2"



**919**  
Latch 9"  
Handle Plate 11" x 3 1/2"

Lever Length 3-3/4"



**1145**  
Latch 9"  
Handle Plate 7" x 1 1/2"  
Lever Length 3"