
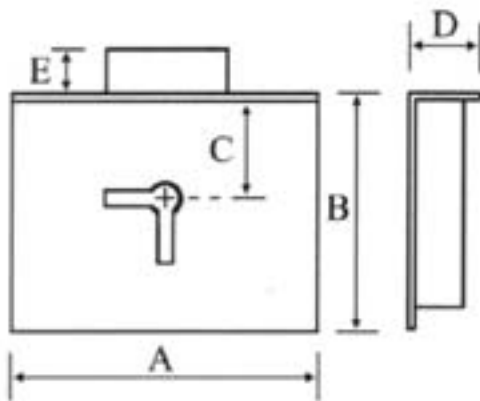



## DRAWER LOCKS

Each lock is provided with wood screws and two (2) keys. Locks do not use strike plates.  
For matching cabinet keyhole escutcheons, see page 90. For cabinet pulls with keyhole, see page 89.



**M1422**



**M1432, M1434**

ARTICLE #	SIZE	DIMENSIONS					LEVERS	MATERIAL	BOLT GAUGE	LOCK EXTRAS	NOTES
		A	B	C	D	E					
M1422	2"	2"	2-1/2"	5/8"	7/16"	1/4"	2	Pressed solid brass	1/8"	M4-1 Extra Key M4-2 Keyed Alike	Riveted cap
M1422	2-1/2"	2-1/2"	1-7/8"	13/16"	1/2"	5/16"	2	Pressed solid brass	1/8"	M4-1 Extra Key M4-2 Keyed Alike	Riveted cap
M1432	2"	2"	1-3/8"	11/16"	1/2"	1/4"	2	1/16" drawn solid brass plate	3/16"	M4-1 Extra Key M4-2 Keyed Alike	Screwed cap
M1432	2-1/2"	2-1/2"	1-7/8"	7/8"	9/16"	5/16"	3	1/16" drawn solid brass plate	1/4"	M4-1 Extra Key M4-2 Keyed Alike	Screwed cap
M1432	3"	3"	1-7/8"	7/8"	9/16"	5/16"	3	1/16" drawn solid brass plate	1/4"	M4-1 Extra Key M4-2 Keyed Alike	Screwed cap
M1434	3"	3"	1-7/8"	7/8"	9/16"	5/16"	4	1/16" drawn solid brass plate	1/4"	M4-1 Extra Key M4-2 Keyed Alike	Screwed cap

Squares in photo background are 1/2" x 1/2".



**M933**

Trunk Lock shown in Dull Black finish.  
6-3/4" x 5-1/4"

## TRUNK LOCK

Provided with 2 ornamental Keys & Wood Screws

Handmade to a 17th-Century pattern, this lock is architecturally applied in build-ins, attic access doors, and similar areas. Available in textured Dull Black malleable iron (DB), Armor Bright buffed malleable iron (AB), textured solid Brass (BRS), and textured solid Bronze (BNZ).