


## CABINET HINGES

All Cabinet Hinges are provided with wood screws. See also Butt Hinges and Hinges starting on page 28.



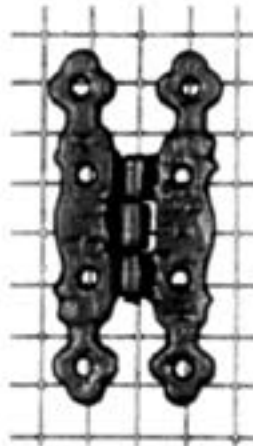
**925**

shown 2-1/8" x 1-5/8"  
2-3/4" x 1-7/8"




**926**

3-1/4" x 2-1/4"



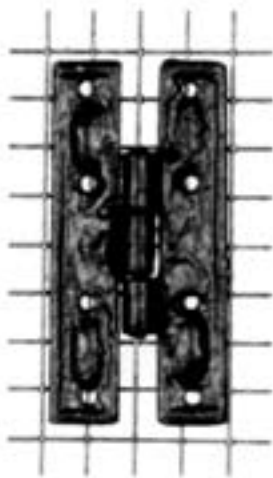
**1120**

3-1/2" x 1-5/8"




**1507**

3-1/4" x 1-5/8"



**1508**

3-3/4" x 1-3/4"




**1558**

4-1/4" x 1-1/2"  
shown 6" x 1-1/2"

*Squares in photo background are 1/2" x 1/2".*

## OFFSET CABINET HINGES

All Offset Cabinet Hinges are provided with wood screws.




These hinges are designed for 3/4" thick cabinet doors rabbeted 3/8".

Hinge leaf attaching to stile is 1/2" at widest point.



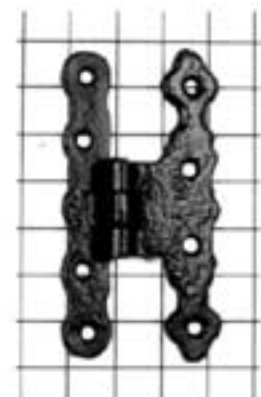
**M829**

3-1/4" x 2-1/4"



**M926**

3-1/4" x 1-3/4"



**M1120**

3-1/4" x 1-3/4"